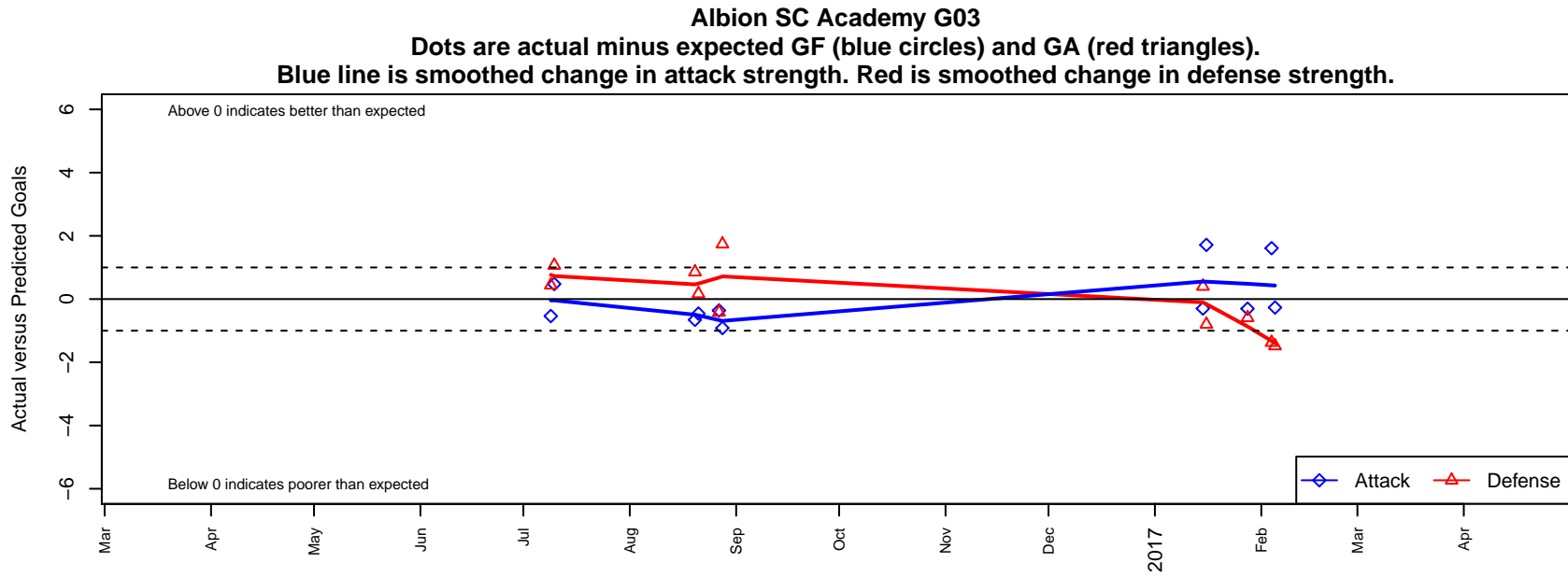


Albion SC Academy G03

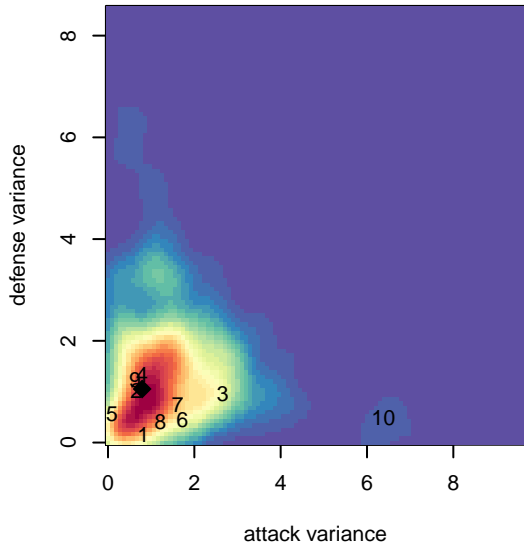
, CAS
G03 total strength=1595
attack=19.84 defense=12.43

alt names used:
Albion SC G03 Academy

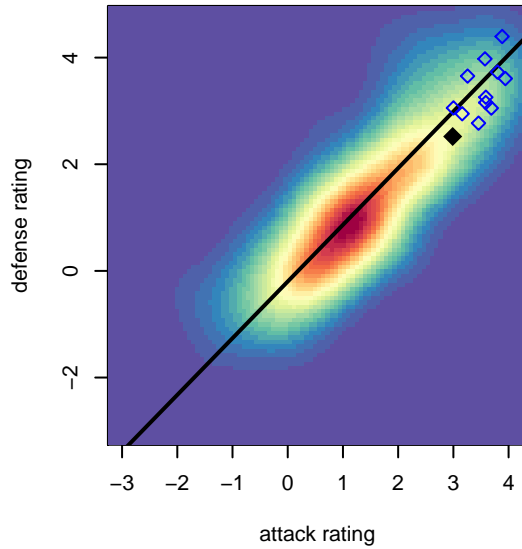
Venues played:
2016 FWRL CAS G03



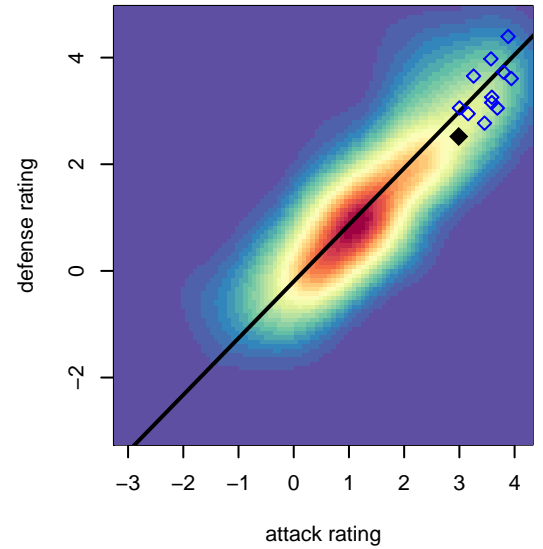
**attack and defense variance (black dot)
relative to other teams
and top 10 in region**



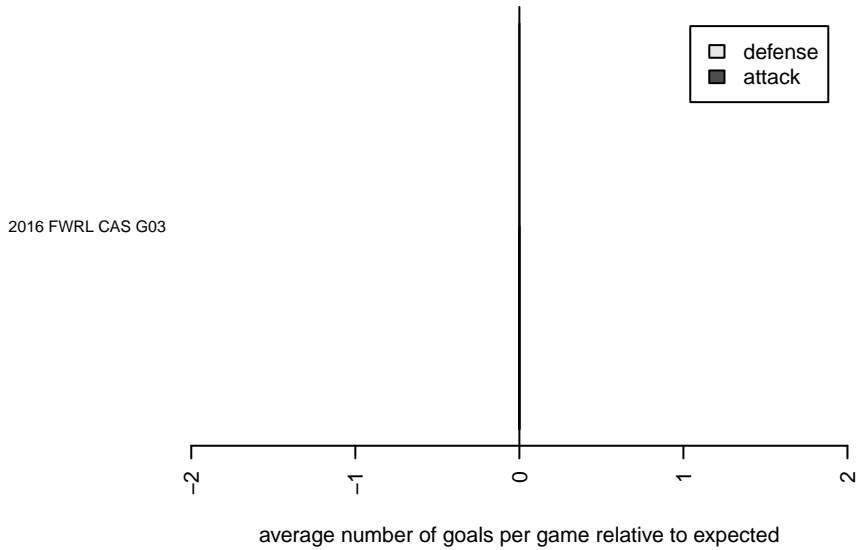
**attack and defense rating
relative to others at age
and all opponents in last 13 months**



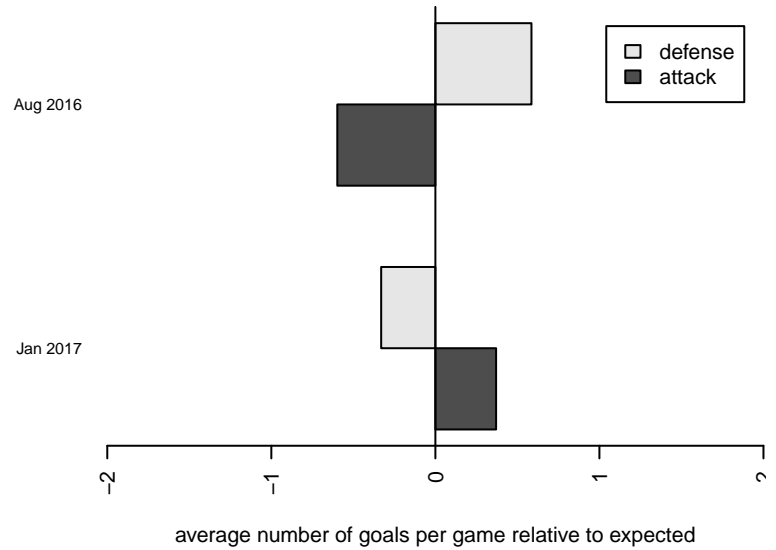
**attack and defense rating
relative to others at age
and all opponents in last 13 months**



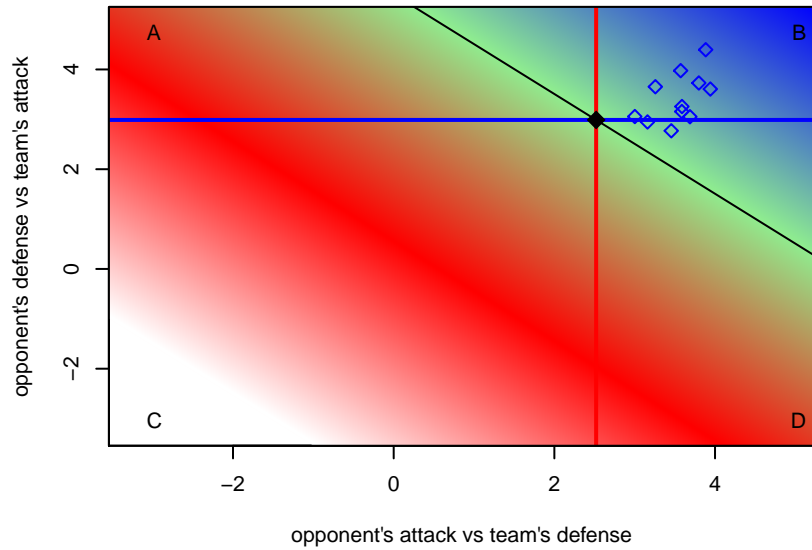
Performance relative to 13 month average



Performance relative to 13 month average



Distribution of opponents
 Red = Lose zone, Blue = Win zone, Green = Even
 Black line separates win/lose zones



lot. A=Neither has attack advantage, B=Opponent has both attack and defense advantage, C=Opponent has both attack and defense disadvantage, D=Both have

date	home		away		venue	pred.home	pred.away
2017-02-05	Albion SC Academy G03	0	Beach FC SB G03	4	2016 FWRL CAS G03	0.27	2.52
2017-02-04	Albion SC Academy G03	2	LA Galaxy SD Elite G03	4	2016 FWRL CAS G03	0.39	2.63
2017-01-28	Albion SC Academy G03	0	San Diego SC Academy Navy G03	4	2016 FWRL CAS G03	0.30	3.41
2017-01-16	Beach FC LB Gold G03	4	Albion SC Academy G03	2	2016 FWRL CAS G03	3.20	0.29
2017-01-15	Legends FC Academy G03	3	Albion SC Academy G03	0	2016 FWRL CAS G03	3.40	0.30
2016-08-28	FC Golden State PDA G03	0	Albion SC Academy G03	0	2016 FWRL CAS G03	1.74	0.92
2016-08-27	DMCV Sharks G03	2	Albion SC Academy G03	0	2016 FWRL CAS G03	1.58	0.36
2016-08-21	LA Galaxy SB Elite G03	3	Albion SC Academy G03	0	2016 FWRL CAS G03	3.17	0.46
2016-08-20	Albion SC Academy G03	0	Beach FC LB II G03	1	2016 FWRL CAS G03	0.66	1.86
2016-07-10	Albion SC Academy G03	1	San Diego Surf Academy EGSL G03	1	2016 FWRL CAS G03	0.52	2.07
2016-07-09	Albion SC Academy G03	0	IE Surf Premier RS G03	2	2016 FWRL CAS G03	0.54	2.44